



Math: Grouping



Real World: Grocery List



Common Core Standard: K.CC 5








Purpose: Generalize the skill of grouping by matching a set of objects to a number on a list.

Directions:

1. Fill in the Grocery Shopping list with the type and number of items you need
2. Have students gather the correct number of items and check items off the list

Items Needed



- Four food items  
- Cart/Basket 
- Student Directions 
- Pen/Pencil 
- Number Dictionary (optional)  

Ideas For Adapting



Easier:


- Use food items that are grouped together (i.e. all fruits) rather than having to search around
- Cut out the number dictionary below for student to use
- Label your list with visual pictures, either the ones below or ones you create!

Harder:













- Select food items that are spread across the store
- Have student make choices and create their own shopping list
- Write the names of the foods on the list instead of using pictures

Tip 

If you want your student to practice with a higher scope, try using bulk food items like candy!



Grocery List













Math: Grouping



Real World: Grocery List



Food Pictures

 apples	 tomatoes	 bananas	 candy
 pears	 lemons	 oranges	 yogurt



Number Dictionary

1 •

2 ••

3 •••

4 ••••

5 •••••

6 ••••
••••

7 •••••
••••

8 •••••
•••••

9 •••••
•••••

10 •••••
•••••